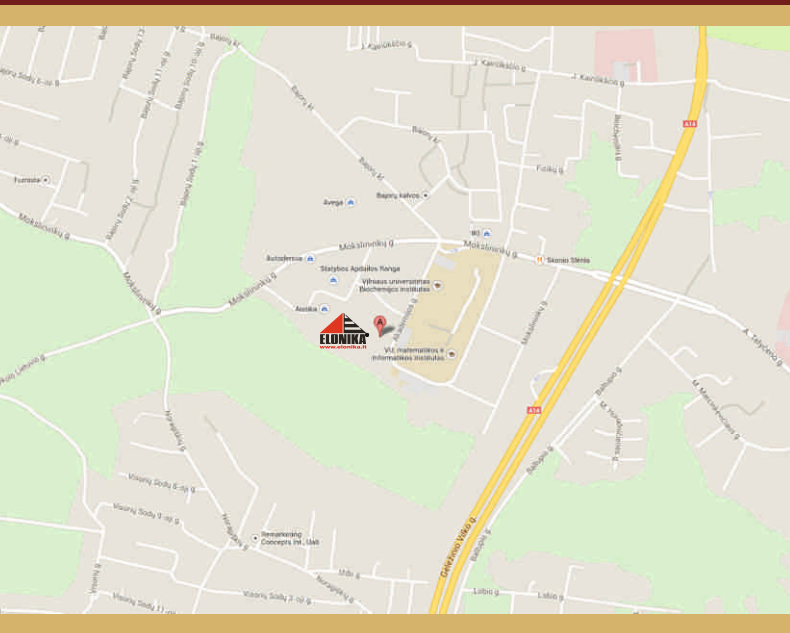


# Vandeniniai ir elektriniai rankšluosčių džiovintuvai Water & electric towel dryers

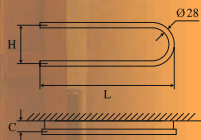


**UAB Elonika**

Akademijos g. 7  
08412 Vilnius, Lietuva  
Tel. (8~5) 270 90 32  
Faks. (8~5) 272 90 30  
GSM 8~698 48865  
El. paštas: info@elonika.lt  
www.elonika.lt

2015 m.





EN (EŽ) 200/260/270 S(D)



Tipas Type	Danga Coating	Matmuo Dimension			Galingumas Output, W 60°/58°/22°
		H	L	C	
EN 200 S	–	200	500	75	38
EN 200 SD	RAL 9016				50
EŽ 200 S	Cu-Ni-Cr		42		
EN 260 S	–		45		
EN 260 SD	RAL 9016		59		
EŽ 260 S	Cu-Ni-Cr		52		
EN 270 S	–		53		
EN 270 SD	RAL 9016		69		
EŽ 270 S	Cu-Ni-Cr		59		

EN (EŽ) 400/460/470 S(D)

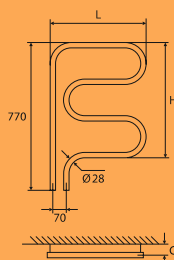


Tipas Type	Danga Coating	Matmuo Dimension			Galingumas Output, W 60°/58°/22°
		H	L	C	
EN 400 S	–	600	500	75	80
EN 400 SD	RAL 9016				104
EŽ 400 S	Cu-Ni-Cr		88		
EN 460 S	–		98		
EN 460 SD	RAL 9016		128		
EŽ 460 S	Cu-Ni-Cr		104		
EN 470 S	–		110		
EN 470 SD	RAL 9016		143		
EŽ 470 S	Cu-Ni-Cr		120		

EN 507 SL (D)



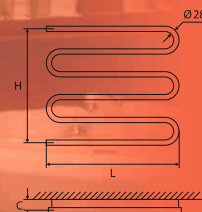
Tipas Type	Danga Coating	Matmuo Dimension			Galingumas Output, W 60°/58°/22°
		H	L	C	
EN 507 SL	Cu-Ni-Cr	630	570	75	121
EN 507 SLD	RAL 9016				157



EN (EŽ) 640/600/660/670 S(D)



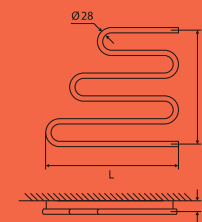
Tipas Type	Danga Coating	Matmuo Dimension			Galingumas Output, W 60°/58°/22°
		H	L	C	
EN 640 S	–	600	400	75	92
EN 640 SD	RAL 9016				120
EN 600 S	–		115		
EN 600 SD	RAL 9016		150		
EŽ 600 S	Cu-Ni-Cr		126		
EN 660 S	–		138		
EN 660 SD	RAL 9016		180		
EŽ 660 S	Cu-Ni-Cr		149		
EN 670 S	–		160		
EN 670 SD	RAL 9016		208		
EŽ 670 S	Cu-Ni-Cr	174			

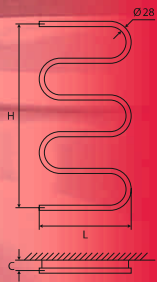


EN 600B/660B/670B



Tipas Type	Danga Coating	Matmuo Dimension			Galingumas Output, W 60°/58°/22°
		H	L	C	
EN 600B	–	600	660	75	115
EN 660B	–		670		138
EN 670B	–		680		160

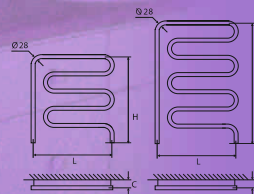




EN (EŽ) 1050S (D)




Tipas Type	Danga Coating	Matmuo Dimension			Galingumas Output, W 60°/58°/22°
		H	L	C	
EN 1050 S	–				144
EN 1050 SD	RAL 9016	1000	500	75	188
EŽ 1050 S	Cu-Ni-Cr				152



EN 50x62 SL

EN 50x86 SL

kairiniai modeliai



Tipas Type	Danga Coating	Matmuo Dimension			Galingumas Output, W 60°/58°/22°
		H	L	C	
EN 50x62 SL	–	620	500	75	115
EN 50x86 SL	–	860	500	75	160

EN (EŽ) 800/858S (D)

EN 1060S (D)

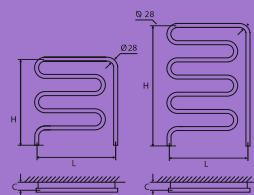
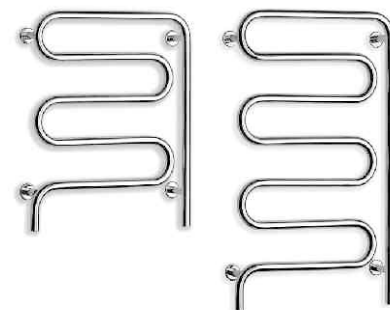


Tipas Type	Danga Coating	Matmuo Dimension			Galingumas Output, W 60°/58°/22°
		H	L	C	
EN 800 S	–				155
EN 800 SD	RAL 9016		500		202
EŽ 800 S	Cu-Ni-Cr	850		75	169
EN 858 S	–				178
EN 858 SD	RAL 9016		580		232
EŽ 858 S	Cu-Ni-Cr				194
EN 1060 S	–	1090	500		240
EN 1060 SD	RAL 9016				312

EN 50x62 SL

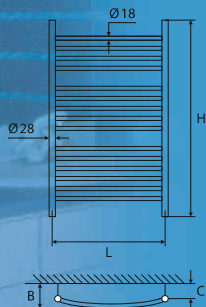
EN 50x86 SL

dešiniai modeliai



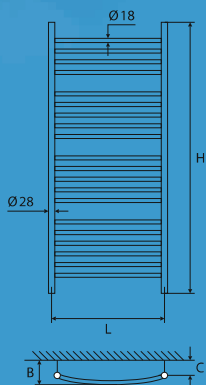
Tipas Type	Danga Coating	Matmuo Dimension			Galingumas Output, W 60°/58°/22°
		H	L	C	
EN 50x62 SL	–	620	500	75	115
EN 50x86 SL	–	860	500	75	160

EŽ 1537/1550/1557 KL (D)



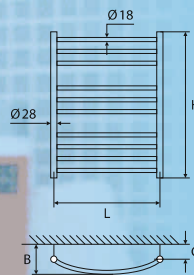

Tipas Type	Danga Coating	Matmuo Dimension				Galingumas Output, W 60°/58°/22°
		H	L	C	B	
EŽ 1537 KL	Cu-Ni-Cr	870	500	75	120	161
EŽ 1537 KLD	RAL 9016					215
EŽ 1550 KL	Cu-Ni-Cr	570	135	288	207	270
EŽ 1550 KLD	RAL 9016				215	
EŽ 1557 KL	Cu-Ni-Cr	570	135	288	215	288
EŽ 1557 KLD	RAL 9016				215	

EŽ 2037/2050/2057 KL (D)



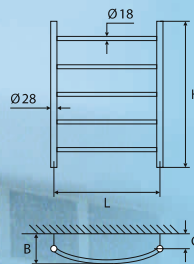
Tipas Type	Danga Coating	Matmuo Dimension				Galingumas Output, W 60°/58°/22°
		H	L	C	B	
EŽ 2037 KL	Cu-Ni-Cr	1200	500	75	120	231
EŽ 2037 KLD	RAL 9016					310
EŽ 2050 KL	Cu-Ni-Cr	570	135	410	269	366
EŽ 2050 KLD	RAL 9016				305	
EŽ 2057 KL	Cu-Ni-Cr	570	135	410	305	410
EŽ 2057 KLD	RAL 9016				305	

EŽ 1047 KL (D)



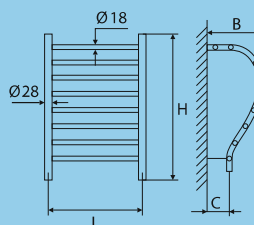
Tipas Type	Danga Coating	Matmuo Dimension				Galingumas Output, W 60°/58°/22°
		H	L	C	B	
EŽ 1047 KL	Cu-Ni-Cr	655	470	75	130	137
EŽ 1047 KLD	RAL 9016					183
EŽ 1050 KL	Cu-Ni-Cr	500	500	140	186	140
EŽ 1050 KLD	RAL 9016					186

EŽ 547 KL (D)



Tipas Type	Danga Coating	Matmuo Dimension				Galingumas Output, W 60°/58°/22°
		H	L	C	B	
EŽ 547 KL	Cu-Ni-Cr	655	470	75	130	90
EŽ 547 KLD	RAL 9016					115

EŽ 950 KL (D)



Tipas Type	Danga Coating	Matmuo Dimension				Galingumas Output, W 60°/58°/22°
		H	L	C	B	
EŽ 950 K	Cu-Ni-Cr	660	500	75	230	144
EŽ 950 KD	RAL 9016					193
EŽ 960 K	Cu-Ni-Cr	660	600	75	230	160
EŽ 960 KD	RAL 9016					214

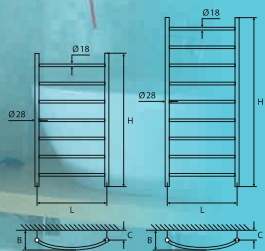


EŽ 747 KL (D)

EŽ 947 KL (D)



Tipas Type	Danga Coating	Matmuo Dimension				Galingumas Output, W 60°/58°/22°
		H	L	C	B	
EŽ 747 KL	Cu-Ni-Cr	870	470	75	130	121
EŽ 747 KLD	RAL 9016					155
EŽ 947 KL	Cu-Ni-Cr	1200	470	75	130	163
EŽ 947 KLD	RAL 9016					217

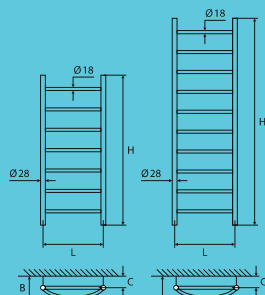


EŽ 735 K/KL (D)  
750 K/KL (D)

EŽ 1035 K/KL (D)




Tipas Type	Danga Coating	Matmuo Dimension				Galingumas Output, W 60°/58°/22°
		H	L	C	B	
EŽ 735 K/KL	Cu-Ni-Cr	870	350	75	135	106
EŽ 735 K/KLD	RAL 9016					135
EŽ 1035 K/KL	Cu-Ni-Cr	1200	350	75	135	114
EŽ 1035 K/KLD	RAL 9016					145
EŽ 750 K/KL	Cu-Ni-Cr	870	500	75	155	114

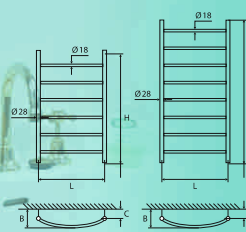


EŽ 650 KL (D)

EŽ 850 KL (D)



Tipas Type	Danga Coating	Matmuo Dimension				Galingumas Output, W 60°/58°/22°
		H	L	C	B	
EŽ 650 KL	Cu-Ni-Cr	655	500	75	130	97
EŽ 650 KLD	RAL 9016					143
EŽ 850 KL	Cu-Ni-Cr	870	500	75	130	127
EŽ 850 KLD	RAL 9016					187



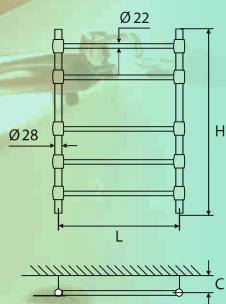

EŽ 1150 KL (D)



Tipas Type	Danga Coating	Matmuo Dimension				Galingumas Output, W 60°/58°/22°
		H	L	C	B	
EŽ 1150 KL	Cu-Ni-Cr	1200	500	75	130	178
EŽ 1150 KLD	RAL 9016					207

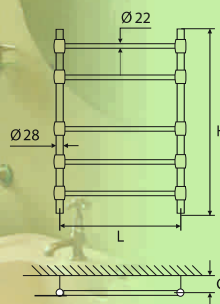


EŽR 550K-Au



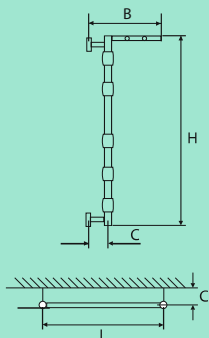
Tipas Type	Danga Coating	Matmuo Dimension			Galingumas Output, W
		H	L	C	
EŽR 550K-Au	Cu-Ni-Au	870	500	86	60 <sup>o</sup> /58 <sup>o</sup> /22 <sup>o</sup>

EŽR 550K



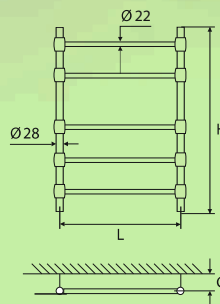

Tipas Type	Danga Coating	Matmuo Dimension			Galingumas Output, W
		H	L	C	
EŽR 550K	Cu-Ni-Cr	870	500	86	60 <sup>o</sup> /58 <sup>o</sup> /22 <sup>o</sup>

EŽR 550K-Pa  
su lentynėle  
with shelf

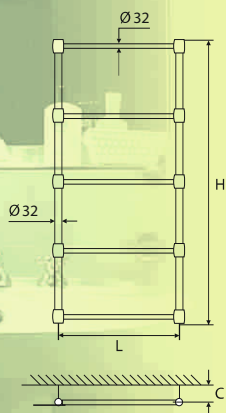


Tipas Type	Danga Coating	Matmuo Dimension				Galingumas Output, W
		H	B	C	L	
EŽR 550K-Pa	Lakas Laquer	920	300	86	500	200

EŽR 550K-Mat  
matinis žalvaris  
matt brass

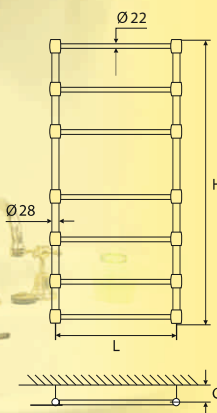


Tipas Type	Danga Coating	Matmuo Dimension			Galingumas Output, W
		H	L	C	
EŽR 550K-Mat	Lakas Laquer	870	500	86	60 <sup>o</sup> /58 <sup>o</sup> /22 <sup>o</sup>



Tipas Type	Danga Coating	Matmuo Dimension			Galingumas Output, W
		H	L	C	
EŽRM 550K	Cu-Ni-Cr	1200	500	86	60'/58'/22" 210

EŽRM 550K

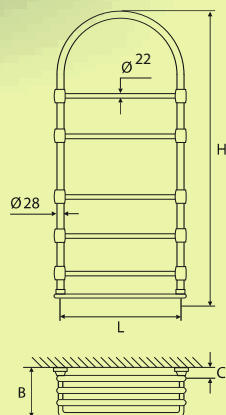


Tipas Type	Danga Coating	Matmuo Dimension			Galingumas Output, W
		H	L	C	
EŽR 750K	Cu-Ni-Cr	1200	500	86	60'/58'/22" 192


EŽR 750K



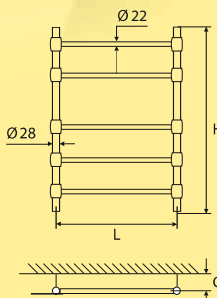
EŽRA 550K  
su lentynėle  
with shelf



Tipas Type	Danga Coating	Matmuo Dimension				Galingumas Output, W
		H	L	C	B	
EŽRA 550K	Cu-Ni-Cr	1170	500	86	300	60'/58'/22" 200

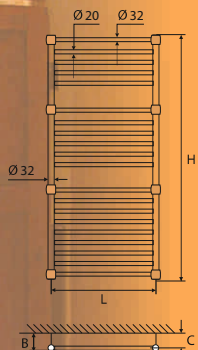


EŽR 550K-Pol  
poliruotas žalvaris  
polished brass



Tipas Type	Danga Coating	Matmuo Dimension			Galingumas Output, W
		H	L	C	
EŽR 550K-Pol	Lakas Laquer	870	500	86	60'/58'/22" 180






EPR 50x113K



Tipas Type	Danga Coating	Matmuo Dimension				Galingumas Output, W 60°/58°/22°
		H	L	C	B	
EPR 50x113K	Cu-Ni-Cr	1130	453	42	120	400

EP 50x86 KL (D)




Tipas Type	Danga Coating	Matmuo Dimension				Galingumas Output, W 60°/58°/22°
		H	L	C	B	
EP 50x86 KL	Cu-Ni-Cr	860	456	62	105	162
EP 50x86 KLD	RAL 5025	860	456	75	118	222

EP 50x118 KL (D)



Tipas Type	Danga Coating	Matmuo Dimension				Galingumas Output, W 60°/58°/22°
		H	L	C	B	
EP 50x118 KL	Cu-Ni-Cr	1180	456	62	105	234
EP 50x118 KL (D)	RAL 1030	1180	456	75	118	320




EP 50x80 KL (D)




Tipas Type	Danga Coating	Matmuo Dimension			Galingumas Output, W 60°/58°/22°
		H	L	C	
EP 50x80 KL	Cu-Ni-Cr	800	453	69-94	167
EP 50x80 KLD	RAL 9016	800	453	94-115	277

EP 50x100 KL (D)



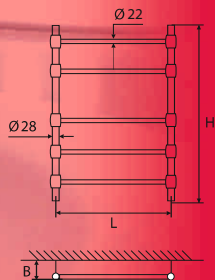
Tipas Type	Danga Coating	Matmuo Dimension				Galingumas Output, W 60°/58°/22°
		H	L	C	B	
EP 50x100 KL	Cu-Ni-Cr	1000	453	69-90	97-115	210
EP 50x100 KLD	RAL 9016	1000	453	90-115	115	345

EP 60x120 KL (D)




Tipas Type	Danga Coating	Matmuo Dimension				Galingumas Output, W 60°/58°/22°
		H	L	C	B	
EP 60x120 KL	Cu-Ni-Cr	1200	553	69-90	97-118	362
EP 60x120 KLD	RAL 9016	1200	553	90-118	118	496





el. EŽR 550 K  
su paslėptu laidu  
with hidden card

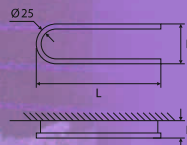
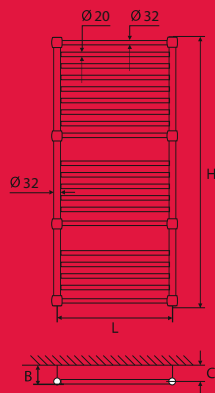


Tipas Type	Danga Coating	Matmuo Dimension			Galingumas Output, W
		H	L	B	
el. EŽR 550 K su paslėptu laidu with hidden card	Ni-Cu-Ni-Cr	870	500	100	100W

el. EPR 50X113K

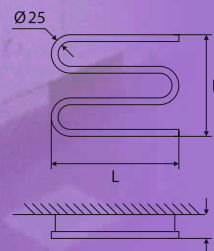


Tipas Type	Danga Coating	Matmuo Dimension			Galingumas Output, W
		H	L	B	
el. EPR 50x113K	Cu-Ni-Cr	1157	527	120	160/300



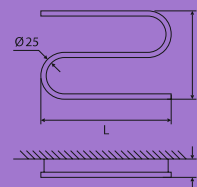
EE 270 S

Tipas Type	Danga Coating	Matmuo Dimension			Galingumas Output, W
		H	L	B	
EE 270 S	Ni-Cu-Ni-Cr	250	625	86	25 W
EE 270 SD	RAL 9016				25 W




EE 360 S 3K

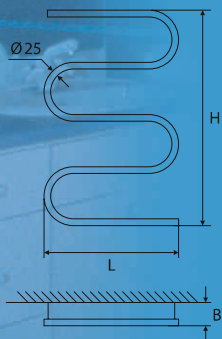
Tipas Type	Danga Coating	Matmuo Dimension			Galingumas Output, W
		H	L	B	
EE 360 S 3K	Ni-Cu-Ni-Cr	390	465	86	40 W
EE 360 S 3KD	RAL 9016				60 W



EE 360/370 S

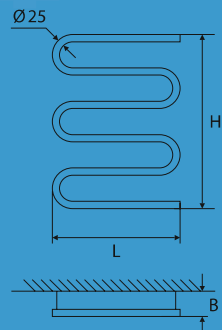
Tipas Type	Danga Coating	Matmuo Dimension			Galingumas Output, W
		H	L	B	
EE 360 S	Ni-Cu-Ni-Cr	450	610	86	40 W
EE 360 SD	RAL 9016				60 W
EE 370 S	Ni-Cu-Ni-Cr				50 W
EE 370 SD	RAL 9016	760			75 W





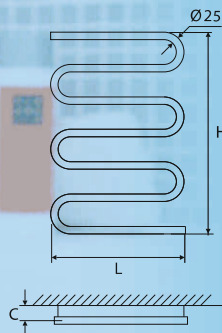
Tipas Type	Danga Coating	Matmuo Dimension			Galingumas Output, W
		H	L	B	
EE 400 S 4K	Ni-Cu-Ni-Cr	845	560	86	60 W
EE 400 S 4KD	RAL 9016				90 W

EE 400 S 4K



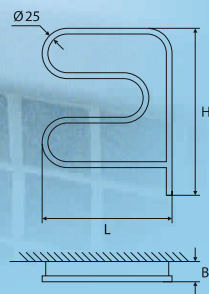
Tipas Type	Danga Coating	Matmuo Dimension			Galingumas Output, W
		H	L	B	
EE 400 S 5K	Ni-Cu-Ni-Cr	645	500	86	60 W
EE 400 S 5KD	RAL 9016				90 W
EE 400 S 5K2	Ni-Cu-Ni-Cr				40 W
EE 400 S 5K2D	RAL 9016				60 W

EE 400 S 5K



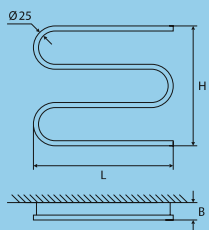
Tipas Type	Danga Coating	Matmuo Dimension			Galingumas Output, W
		H	L	B	
EE 400 S 6K	Ni-Cu-Ni-Cr	750	450	86	60 W
EE 400 S 6KL	RAL 9016				90 W

EE 400 S 6K



Tipas Type	Danga Coating	Matmuo Dimension			Galingumas Output, W
		H	L	B	
EE 400 SL	Ni-Cu-Ni-Cr	740	560	86	60 W
EE 400 SLD	RAL 9016				90 W

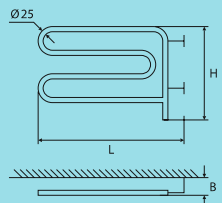
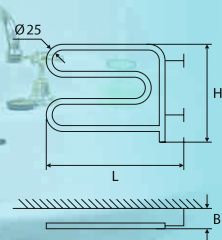
EE 400 SL



Tipas Type	Danga Coating	Matmuo Dimension			Galingumas Output, W
		H	L	B	
EE 400 S 3K	Ni-Cu-Ni-Cr	655	720	86	60 W
EE 400 S 3KD	RAL 9016				90 W

EE 400 S 3K





EE 370 SLM




EE 370 SLM P




Tipas Type	Danga Coating	Matmuo Dimension			Galingumas Output, W
		H	L	B	
EE 370 SLM	Ni-Cu-Ni-Cr	450	535	86	50 W
EE 370 SLM P	Ni-Cu-Ni-Cr		580		50 W

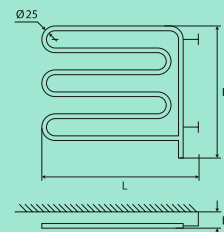
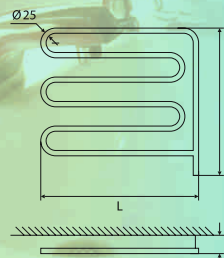
EE 400 SLM



EE 400 SLM P



Tipas Type	Danga Coating	Matmuo Dimension			Galingumas Output, W
		H	L	B	
EE 400 SLM	Ni-Cu-Ni-Cr	400	640	86	60 W
EE 400 SLM D	RAL 9016				90 W
EE 400 SLM P	Ni-Cu-Ni-Cr				720



EE 800 SL




Tipas Type	Danga Coating	Matmuo Dimension			Galingumas Output, W 60°/58°/22°
		H	L	B	
EE 800 SL	Ni-Cu-Ni-Cr	710	760	86	100 W
EE 800 SLD	RAL 9016				150 W

EE 800 SLP



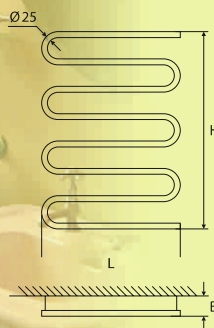
Tipas Type	Danga Coating	Matmuo Dimension			Galingumas Output, W 60°/58°/22°
		H	L	B	
EE 800 SLP	Ni-Cu-Ni-Cr	755	805	86	100 W
EE 800 SLP D	RAL 9016				150 W



EE 800 S7K



Tipas Type	Danga Coating	Matmuo Dimension			Galingumas Output, W
		H	L	C	
EE 800 SL7K	Ni-Cu-Ni-Cr	970	505	86	100

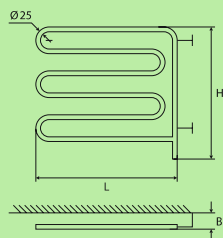


EE 800 S

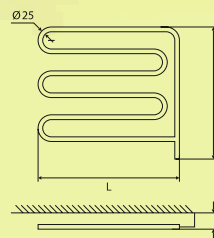


Tipas Type	Danga Coating	Matmuo Dimension			Galingumas Output, W
		H	L	C	
EE 800 S	Ni-Cu-Ni-Cr	895	645	86	100
EE 800 SD	RAL 9016				150

EE 600 SLMP



Tipas Type	Danga Coating	Matmuo Dimension			Galingumas Output, W
		H	L	C	
EE 600 SLMP	Cu-Ni-Cr	690	550	86	70
EE 600 SLMPD	RAL 9016		590		125



EE 600 SLM



Tipas Type	Danga Coating	Matmuo Dimension			Galingumas Output, W
		H	L	C	
EE 600 SLM	Cu-Ni-Cr	690	550	86	70
EE 600 SLMP	RAL 9016		590		125



*Priedai rankšluosčių džiovintuvas*  
*Accessories for towel rails*

1. *Sujungimas išardomas ½" – ½" kampinis*  
*3 pieces elbow fitting*
2. *Sujungimas išardomas ½" – ½" kampinis poliruotas*  
*3 pieces elbow fitting lustrous*
3. *Sujungimas išardomas su nuorintoju ½" – ½"*  
*kampinis poliruotas*  
*3 pieces elbow fitting with air valve lustrous*
4. *Sujungimas išardomas ½" – ½" tiesinis poliruotas*  
*3 pieces straight fitting lustrous*
5. *Sujungimas išardomas ½" – ½" tiesinis*  
*3 pieces straight fitting*
6. *Trumpas trišakis su išardomu sujungimu,*  
*trumpasriegiu ir lėkštute*  
*Tee piece with O-RING H50, nipple and sleeve*
7. *Sujungims išardomas kampinis*  
*su trumpasriegiu ir lėkštute*  
*3 pieces elbow fitting with nipple and sleeve*
8. *Ilgas trišakis su išardomu sujungimu, trumpasriegiu*  
*ir lėkštute (komplektavimui prie ventilio)*  
*Tee piece with tail piece, nipple and sleeve*
9. *Vienvamzdis 50mm pajungimo mazgas gyvatukui*  
*su pajungimo detalėmis*  
*Mono/ bitube angle valve with by-pass and wall connection kit*
10. *Ventilis SMART*  
*Ventile SMART*
11. *Ventilis STAR*  
*Ventile STAR*
12. *Ventilis cilindrinis*  
*Ventile CILINDER*
13. *Ventilis kampinis*  
*Ventile CORNER*
14. *Ventilis MINIMALIST*  
*Ventile MINIMALIST*
15. *Ventilis ART-DECO*  
*Ventile ART-DECO with sleeve*
16. *T formos kabliukas kopetėlėms*  
*T shape hook for towel rails*
17. *Kabliukas kopetėlėms*  
*Hook for towel rails*
18. *Lentynėlė EŽ ... modeliams*  
*Shelf for brass towel rails*

1



2



3



4



5



6



7



8



9



10



11



12



13



14



15



16



17



18



## Kaitintuvai su termoregulatoriumi Heaters with termoregulator

1. TERMA REG 3.0	1	
2. TERMA MEG 1.0 Cr	2	
3. TERMA MEG 1.0 white	3	
4. TERMA MEG 1.0 black	4	
5. TERMA MEG 1.0 gold	5	
6. TERMA KTX-2	6	
7. TERMA KTX-2 MS-35	7	
8. TERMA KTX-3	8	
9. TERMA KTX-3 MS-35	9	
10. TERMA KTX-4	10	
11. TERMA KTX-4 MS-35	11	
12. Kaitinimo elementas SPLIT KTX-ui Heating element SPLIT for KTX	12	
13. CINI GTX 300 Cr	13	
14. CINI GTX 300 brass	14	

## RAIDŽIŲ REIKŠMĖS

### DŽIOVINTUVŲ TIPOUSE:

D - dažytas džiovintuvas

EŽ - džiovintuvas iš žalvarinio vamzdžio

EN - džiovintuvas iš nerūdijančio plieno vamzdžio

EP - džiovintuvas iš plieninio vamzdžio

el., EE - elektrinis džiovintuvas

K - kopetėlių tipo džiovintuvas su tiesiais vamzdeliais

KL - kopetėlių tipo džiovintuvas su lenkais vamzdeliais

L - „L“ tipo džiovintuvas

3K, 4K, 5K, 6K, 7K - kilpų skaičius gyvatuke

P - pasukamas elektrinis džiovintuvas

S - džiovintuvo laikikliai pritvirtinti stacionariai

R - „retro“ modeliai

Au - auksuotas

Pa - sendintas žalvaris

Pol - poliruotas žalvaris

Mat - matinis žalvaris

### LETTER INDEX MEANING IN

#### TOWEL DRYERS TYPES:

D - a towel dryer painted

EŽ - a towel dryer of brass pipe

EN - a towel dryer of stainless steel pipe

EP - a towel rail of mild steel pipe

el., EE - an electric towel dryer

K - a towel rail with straight pipes

KL - a towel rail with curved pipes

L - „L“ tipe towel coil

3K, 4K, 5K, 6K, 7K - number of windings in towel coil

P - an electric towel dryer with the rotary gear

S - a towel dryer holders made permanently

R - „retro“ types

Au - gold plated

Pa - brush brass

Pol - polished brass

Mat - matt brass